



Quick and easy to install




- 1** Detach screen door piston and bracket from door frame. Discard old bracket.



- 2** Mount Ultra Jamb Reinforcer™ universal screen door bracket to plate with four #10 round-head machine screws.

Bracket may be mounted to top, middle or bottom of plate depending on where piston is located on the screen door.



- 3** Mount plate to door frame using eight #6 wood screws.
- 4** Fasten piston to bracket.

Top



Middle



Bottom



Versatile

Use with all models of screen/storm doors. Install at top, bottom or middle depending on placement of piston.